

Campus Map


SLIGH AVE.

- A:** Auditorium
- B:** Child Care
- C:** Culinary Arts
- D:** Administration / Student Affairs / Guidance
- E:** Principal's Office / Erwin Conf. Room

- EE:** Classrooms
- F:** Business Education
- G:** Clinic / Computer Tech.
- H:** Gymnasium
- J:** Band & Chorus

- K:** Locker Rooms
- L:** Weight Room
- M:** Architecture / Commercial Art
- N:** Cafeteria / TV Production / Welding
- O:** Auto & Diesel Repair

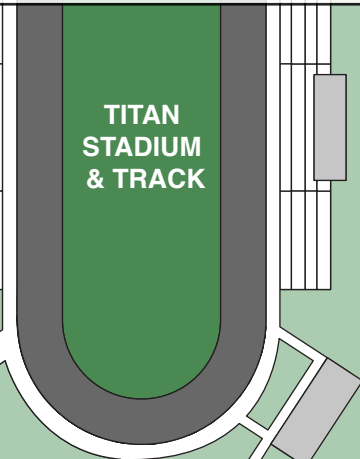
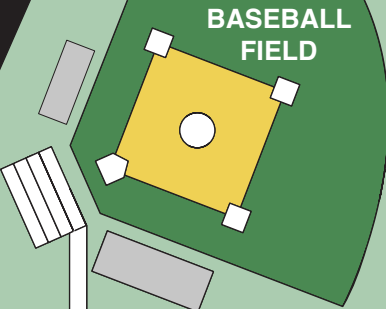
- BP:** Auto Body
- R:** Media Center
- T:** Health Academy
- PP:** Veterinary
- Q:** JROTC



HARNEY RD.

PARKING

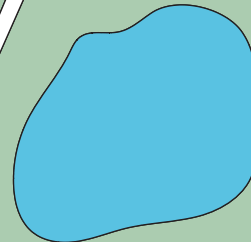
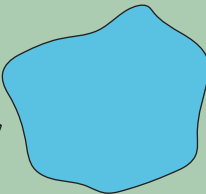
BUS TRANSFER & DRIVERS ED. RANGE



ORIENT RD.

SENIOR PARKING

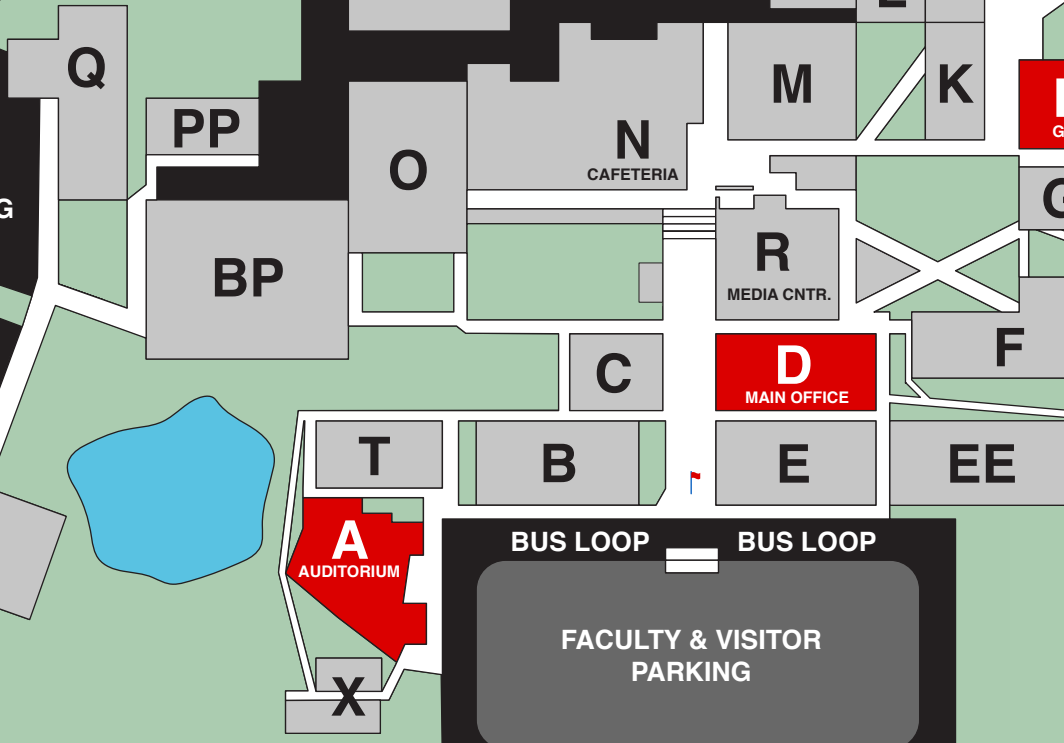
JR. LOT



OVERFLOW PARKING

TITAN WAY

TITAN WAY



BUS LOOP = BUS LOOP

FACULTY & VISITOR PARKING

CAFETERIA

CLINIC

MEDIA CNTR.

MAIN OFFICE

AUDITORIUM